

2022 年度 知床五湖利用調整地区 立入認定実績

知床五湖利用調整地区 立入認定実績

|                 | 認定者数(名) |        |         |        |        |        |        |        |        |         |        | 2022          |
|-----------------|---------|--------|---------|--------|--------|--------|--------|--------|--------|---------|--------|---------------|
|                 | 2011    | 2012   | 2013    | 2014   | 2015   | 2016   | 2017   | 2018   | 2019   | 2020    | 2021   |               |
|                 | (対年比)   |        |         |        |        |        |        |        |        |         |        |               |
| <b>植生保護期(春)</b> | -       | 3,820  | 173     | 1,876  | 4,211  | 2,188  | 4,786  | 4,875  | 8,664  | -       | 3,103  | <b>5,030</b>  |
| 開園～5/9          | -       | (132%) | (2908%) | (268%) | (119%) | (230%) | (105%) | (103%) | (58%)  | -       | (162%) |               |
| 4月計(開園～4/30)    | -       | 1,149  | 173     | 491    | 524    | 367    | 652    | 1,638  | 3,404  | -       | 583    | <b>1,374</b>  |
|                 | -       | (120%) | (794%)  | (280%) | (262%) | (374%) | (211%) | (84%)  | (40%)  | -       | (236%) |               |
| 5月計(5/1～9)      | -       | 2,671  | 0       | 1,385  | 3,687  | 1,821  | 4,134  | 3,237  | 5,260  | -       | 2,520  | <b>3,656</b>  |
|                 | -       | (137%) | #DIV/0! | (264%) | (99%)  | (201%) | (88%)  | (113%) | (70%)  | -       | (145%) |               |
| <b>ヒグマ活動期</b>   | 6,519   | 8,656  | 10,318  | 11,749 | 13,800 | 14,836 | 15,072 | 15,143 | 16,080 | 4,216   | 7,199  | <b>10,511</b> |
| 5/10～7/31 * 1   | (161%)  | (121%) | (102%)  | (89%)  | (76%)  | (71%)  | (70%)  | (69%)  | (65%)  | (249%)  | (146%) |               |
| 5月計(5/10～31)    | 592     | 580    | 741     | 911    | 1,504  | 1,847  | 1,973  | 2,304  | 2,071  | 68      | 356    | <b>1,367</b>  |
|                 | (231%)  | (236%) | (184%)  | (150%) | (91%)  | (74%)  | (69%)  | (59%)  | (66%)  | (2010%) | (384%) |               |
| 6月計             | 1,944   | 3,013  | 3,428   | 3,909  | 4,404  | 4,715  | 4,964  | 5,215  | 5,438  | 690     | 1,408  | <b>3,586</b>  |
|                 | (184%)  | (119%) | (105%)  | (92%)  | (81%)  | (76%)  | (72%)  | (69%)  | (66%)  | (520%)  | (255%) |               |
| 7月計             | 3,983   | 5,063  | 6,149   | 6,929  | 7,892  | 8,274  | 8,135  | 7,624  | 8,571  | 3,458   | 5,435  | <b>5,558</b>  |
|                 | (140%)  | (110%) | (90%)   | (80%)  | (70%)  | (67%)  | (68%)  | (73%)  | (65%)  | (161%)  | (102%) |               |
| <b>植生保護期(夏)</b> | 53,072  | 32,758 | 58,889  | 52,516 | 53,643 | 48,839 | 52,424 | 48,098 | 40,277 | 39,437  | 36,845 | <b>30,792</b> |
| 8/1～閉園          | (58%)   | (94%)  | (52%)   | (59%)  | (57%)  | (63%)  | (59%)  | (64%)  | (76%)  | (78%)   | (84%)  |               |
| 8月計             | 29,925  | 8,291  | 31,509  | 29,362 | 29,687 | 24,583 | 31,144 | 28,564 | 18,995 | 17,103  | 18,581 | <b>16,380</b> |
|                 | (55%)   | (198%) | (52%)   | (56%)  | (55%)  | (67%)  | (53%)  | (57%)  | (86%)  | (96%)   | (88%)  |               |
| 9月計             | 16,628  | 15,383 | 19,031  | 17,714 | 17,515 | 16,772 | 13,782 | 13,006 | 16,947 | 13,540  | 10,739 | <b>8,613</b>  |
|                 | (52%)   | (56%)  | (45%)   | (49%)  | (49%)  | (51%)  | (62%)  | (66%)  | (51%)  | (64%)   | (80%)  |               |
| 10月計            | 6,519   | 9,084  | 8,349   | 5,440  | 6,441  | 7,484  | 7,498  | 6,528  | 4,335  | 7,677   | 6,738  | <b>5,213</b>  |
|                 | (80%)   | (57%)  | (62%)   | (96%)  | (81%)  | (70%)  | (70%)  | (80%)  | (120%) | (68%)   | (77%)  |               |
| 11月計            | -       | -      | -       | -      | -      | -      | -      | -      | -      | 1,117   | 787    | <b>586</b>    |
|                 | -       | -      | -       | -      | -      | -      | -      | -      | -      | (52%)   | (74%)  |               |
| <b>総計</b>       | 59,591  | 45,234 | 69,380  | 66,141 | 71,654 | 65,863 | 72,282 | 68,116 | 65,021 | 43,653  | 47,147 | <b>46,333</b> |
|                 | (73%)   | (97%)  | (63%)   | (70%)  | (65%)  | (70%)  | (64%)  | (68%)  | (71%)  | (106%)  | (98%)  |               |

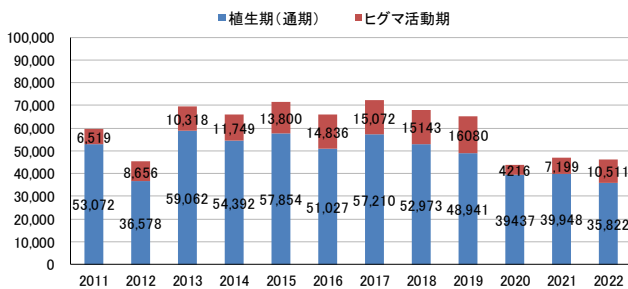


図1 利用調整区間(通期) 立入認定実績

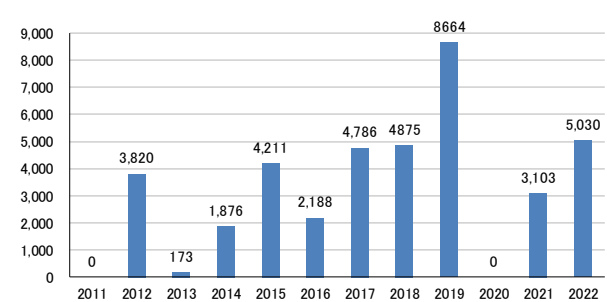


図2 植生保護期(春) 立入認定実績

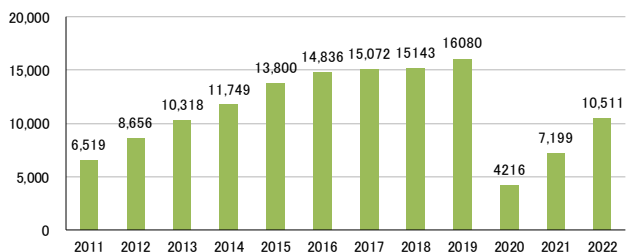


図3 ヒグマ活動期 立入認定実績

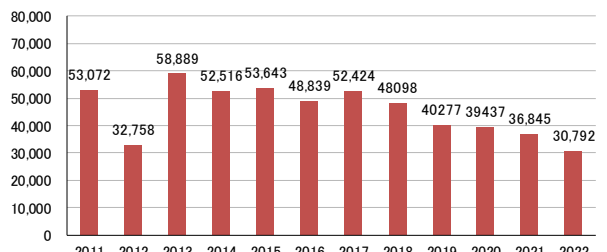


図4 植生保護期(夏) 立入認定実績

2022 年度 知床五湖利用調整地区ヒグマ遭遇状況等

知床五湖利用調整地区 遊歩道開閉状況

|                            | ヒグマ遭遇状況                |      |      |      |      |      |      |      |      |      |      |         |      |      |      |      |      |      |      |      |      |      |      |      |
|----------------------------|------------------------|------|------|------|------|------|------|------|------|------|------|---------|------|------|------|------|------|------|------|------|------|------|------|------|
|                            | 地上歩道遭遇件数 <sup>*1</sup> |      |      |      |      |      |      |      |      |      |      | ツアー中止件数 |      |      |      |      |      |      |      |      |      |      |      |      |
|                            | 2011                   | 2012 | 2013 | 2014 | 2015 | 2016 | 2017 | 2018 | 2019 | 2020 | 2021 | 2022    | 2011 | 2012 | 2013 | 2014 | 2015 | 2016 | 2017 | 2018 | 2019 | 2020 | 2021 | 2022 |
| 植生保護期(春) 開園～5/8            | -                      | 1    | 0    | 0    | 5    | 1    | 0    | 2    | 11   | -    | 0    | 1       |      |      |      |      |      |      |      |      |      |      |      |      |
| 4月計(開園～4/30) <sup>*2</sup> | -                      | 0    | 0    | 0    | 1    | 1    | 0    | 1    | 7    | -    | 0    | 0       |      |      |      |      |      |      |      |      |      |      |      |      |
| 5月計(5/1～9)                 | -                      | 1    | 0    | 0    | 4    | 0    | 0    | 1    | 4    | -    | 0    | 1       |      |      |      |      |      |      |      |      |      |      |      |      |
| ヒグマ活動期 5/10～7/31           | 27                     | 59   | 13   | 17   | 44   | 46   | 30   | 119  | 186  | 45   | 43   | 48      | 24   | 39   | 3    | 3    | 13   | 6    | 14   | 25   | 25   | 7    | 7    | 9    |
| 5月計(5/10～31)               | 3                      | 1    | 2    | 3    | 2    | 4    | 3    | 1    | 6    | 1    | 0    | 7       | 3    | 0    | 0    | 0    | 0    | 1    | 1    | 0    | 3    | 0    | 0    | 5    |
| 6月計                        | 5                      | 14   | 8    | 5    | 12   | 14   | 1    | 34   | 42   | 9    | 13   | 20      | 4    | 9    | 2    | 2    | 2    | 2    | 1    | 11   | 3    | 2    | 3    | 2    |
| 7月計                        | 19                     | 44   | 3    | 9    | 30   | 28   | 26   | 84   | 138  | 35   | 30   | 21      | 17   | 30   | 1    | 1    | 11   | 3    | 12   | 14   | 19   | 5    | 4    | 2    |
| 植生保護期(夏) 8/1～閉園            | 7                      | 24   | 8    | 7    | 24   | 2    | 14   | 13   | 22   | 29   | 12   | 64      |      |      |      |      |      |      |      |      |      |      |      |      |
| 8月計                        | 2                      | 10   | 2    | 3    | 7    | 0    | 9    | 5    | 9    | 5    | 5    | 7       |      |      |      |      |      |      |      |      |      |      |      |      |
| 9月計                        | 0                      | 7    | 3    | 1    | 13   | 2    | 1    | 2    | 7    | 9    | 6    | 33      |      |      |      |      |      |      |      |      |      |      |      |      |
| 10月計                       | 5                      | 7    | 3    | 3    | 4    | 0    | 4    | 6    | 6    | 15   | 1    | 21      |      |      |      |      |      |      |      |      |      |      |      |      |
| 11月計                       | -                      | -    | -    | -    | -    | -    | -    | -    | -    | 0    | 0    | 3       |      |      |      |      |      |      |      |      |      |      |      |      |
| 総計                         | 34                     | 84   | 21   | 24   | 73   | 49   | 44   | 134  | 219  | 74   | 55   | 113     | 24   | 39   | 3    | 3    | 13   | 6    | 14   | 25   | 25   | 7    | 7    | 9    |

\*1 高架木道からのヒグマ目撃による地上遊歩道閉鎖は含まない。

\*2 2020～2015年は4/20開園、2014年は4/18開園、2013年は4/19開園。

|                 | 地上遊歩道開閉状況 <sup>*3</sup> |      |      |      |      |      |      |      |      |      |      |      |      |      |      |      |      |      |      |      |      |      |      |      |
|-----------------|-------------------------|------|------|------|------|------|------|------|------|------|------|------|------|------|------|------|------|------|------|------|------|------|------|------|
|                 | 終日開放日                   |      |      |      |      |      |      |      |      |      |      | 閉鎖日  |      |      |      |      |      |      |      |      |      |      |      |      |
|                 | 2011                    | 2012 | 2013 | 2014 | 2015 | 2016 | 2017 | 2018 | 2019 | 2020 | 2021 | 2022 | 2011 | 2012 | 2013 | 2014 | 2015 | 2016 | 2017 | 2018 | 2019 | 2020 | 2021 | 2022 |
| 植生保護期(春) 開園～5/8 | -                       | 17   | 8    | 13   | 16   | 11   | 20   | 18   | 15   | 0    | 18   | 18   | -    | 3    | 13   | 9    | 4    | 9    | 0    | 2    | 5    | 20   | 2    | 2    |
| 4月計(開園～4/30)    | -                       | 11   | 8    | 4    | 10   | 6    | 11   | 10   | 8    | 0    | 11   | 11   | -    | 0    | 4    | 9    | 1    | 5    | 0    | 1    | 3    | 11   | 0    | 0    |
| 5月計(5/1～9)      | -                       | 6    | 0    | 9    | 6    | 5    | 9    | 8    | 7    | 0    | 7    | 7    | -    | 3    | 9    | 0    | 3    | 4    | 0    | 1    | 2    | 9    | 2    | 2    |
| 植生保護期(夏) 8/1～閉園 | 72                      | 30   | 74   | 71   | 51   | 66   | 66   | 68   | 45   | 68   | 85   | 56   | 9    | 51   | 7    | 10   | 30   | 9    | 14   | 13   | 36   | 32   | 15   | 44   |
| 8月計             | 28                      | 0    | 28   | 27   | 19   | 21   | 23   | 26   | 12   | 25   | 25   | 22   | 3    | 31   | 3    | 4    | 12   | 10   | 8    | 5    | 19   | 6    | 6    | 9    |
| 9月計             | 29                      | 15   | 29   | 29   | 19   | 27   | 26   | 27   | 21   | 22   | 24   | 13   | 1    | 15   | 1    | 1    | 11   | 3    | 4    | 3    | 9    | 8    | 6    | 17   |
| 10月計            | 15                      | 15   | 17   | 15   | 13   | 18   | 17   | 15   | 12   | 13   | 28   | 16   | 5    | 5    | 3    | 5    | 7    | 2    | 3    | 5    | 8    | 18   | 3    | 15   |
| 11月計            | -                       | -    | -    | -    | -    | -    | -    | -    | -    | 8    | 8    | 5    | -    | -    | -    | -    | -    | -    | -    | -    | -    | 0    | 0    | 3    |
| 総計              | 72                      | 47   | 82   | 84   | 67   | 77   | 86   | 86   | 60   | 68   | 103  | 74   | 9    | 54   | 20   | 19   | 34   | 18   | 14   | 15   | 41   | 52   | 17   | 46   |
| (割合)            | 89%                     | 47%  | 80%  | 82%  | 66%  | 76%  | 85%  | 85%  | 59%  | 57%  | 86%  | 62%  | 11%  | 53%  | 20%  | 18%  | 34%  | 18%  | 14%  | 15%  | 41%  | 43%  | 14%  | 38%  |

\*3 終日閉鎖、緊急閉鎖は荒天等を原因としたものも含む。

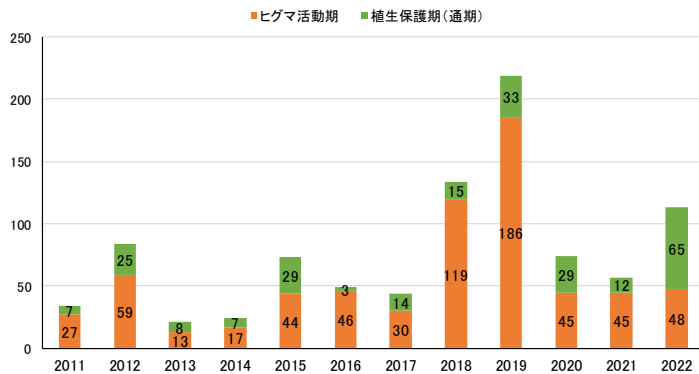


図5 地上遊歩道におけるヒグマ遭遇件数

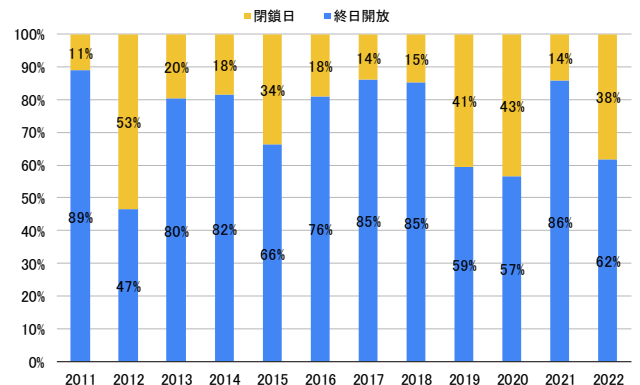


図6 地上遊歩道の開閉状況(植生保護期)